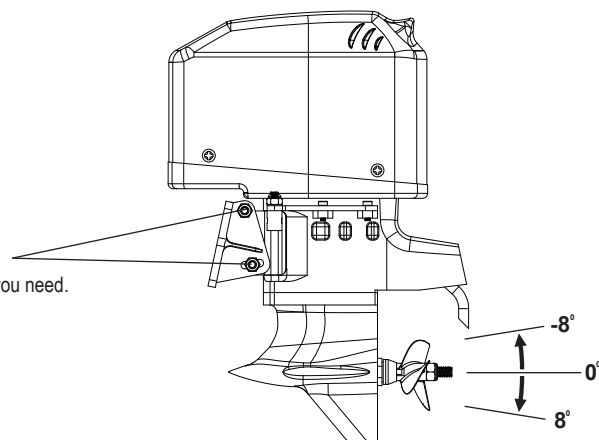


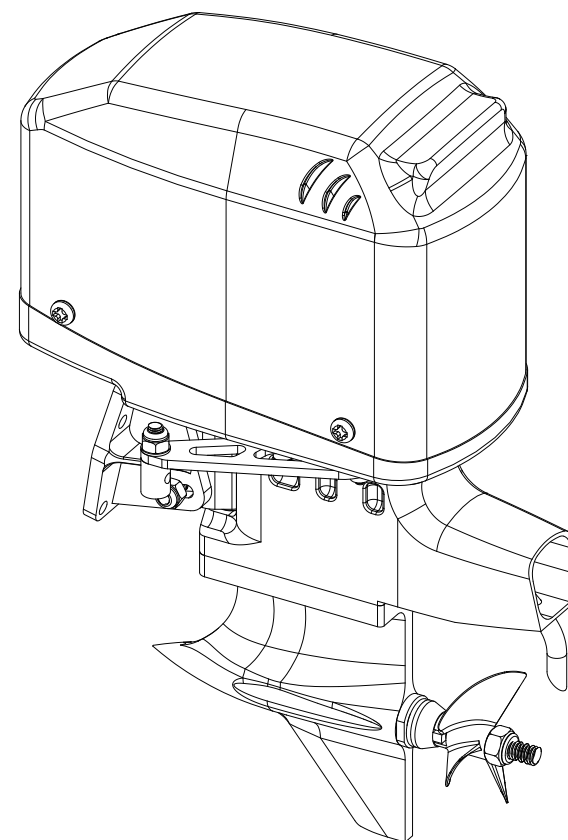
## Adjust Tilt Angle/调整角度

First loosen the M3X20 screw,  
then adjusting the angle to which you need.

拧松M3x20螺丝后调整角度

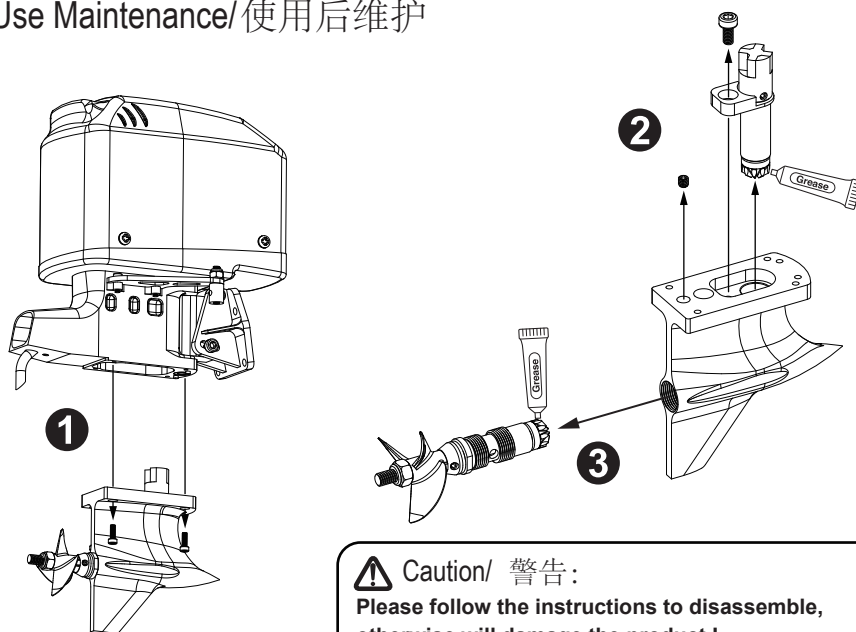


**TFL**hobby®



## B54210 OUTBOARD

## After Use Maintenance/使用后维护



**⚠ Caution/ 警告:**  
**Please follow the instructions to disassemble,**  
**otherwise will damage the product !**  
请按照说明书拆卸步骤拆卸产品，否则会造成产品损坏!



**After 10 times running,remove the flexible shaft then apply Grease(purchase separately)**  
每运行10次以后，拆出船轴添加润滑油（另购）

- First-time builders should seek the advice of experienced modellers before beginning assembly or if they do not fully understand any part of the construction.
- Assemble this kit only in places out of children's reach!
- Take enough safety precautions prior to operating this model. You are responsible for this model's assembly and safe operation!
- This model is not a toy. It is designed for users over 14 years of age.